

창녕 우포늪 복합전망대 프로젝트

경상남도 창녕군 대합면 주매리 일반 591

Capstone Design V. Busan National Univ. Interior & Environmental Design
문 성호(201661708), 방 성희 (201861743)

Drawing Title
아우름

Drawing NO.
I - 01

Drawing Type
목차

Note

도면 목차

도면 번호	도면명	축척	비고
I - 001	창녕 우포늪 복합 전망대 프로젝트 _도면목차	NONE	
I - 002	창녕 우포늪 복합 전망대 프로젝트 _프로젝트개요	NONE	
I - 003	창녕 우포늪 복합 전망대 프로젝트 _배치도	NONE	
I - 101	창녕 우포늪 복합 전망대 프로젝트 _1층 평면도	A3-1:300	
I - 102	창녕 우포늪 복합 전망대 프로젝트 _2층 평면도	A3-1:300	
I - 103	창녕 우포늪 복합 전망대 프로젝트 _3층 평면도	A3-1:300	
I - 301	창녕 우포늪 복합 전망대 프로젝트 _종단면도	A3-1:300	
I - 302	창녕 우포늪 복합 전망대 프로젝트 _횡단면도	A3-1:300	
I - 401	창녕 우포늪 복합 전망대 프로젝트 _1층 천장도	A3-1:300	
I - 402	창녕 우포늪 복합 전망대 프로젝트 _2층 천장도	A3-1:300	
I - 403	창녕 우포늪 복합 전망대 프로젝트 _3층 천장도	A3-1:300	

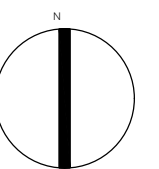
Drawn
방성희

Drawn Date
2021.08.17

SCALE

A1

A3



0 250 500 1000 2000

A3

0 125 250 500 1000

A1

	내용
프로젝트 명	아우름 : 共樞
프로젝트 주제	창녕 우포늪 복합 전시전망대 프로젝트
연면적	3611.05m ²
1층 바닥 면적	1288.65m ²
2층 바닥 면적	1032.25m ²
3층 바닥 면적	1290.15m ²
건축물 높이	15.9m (1층 5m, 2층 5.3m, 3층 4.6m)



■ 프로젝트 주소 : 경상남도 창녕군 대합면 주매리 일반 591
 ■ 대지 면적 : 10,595m²

Drawing Title
 아우름
 Drawing NO.
 I - 002
 Drawing Type
 프로젝트개요
 Note

001 프로젝트 기본 개요

002 현장 사이트

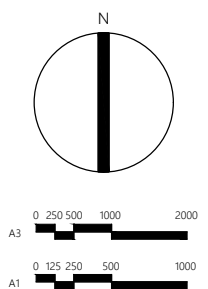


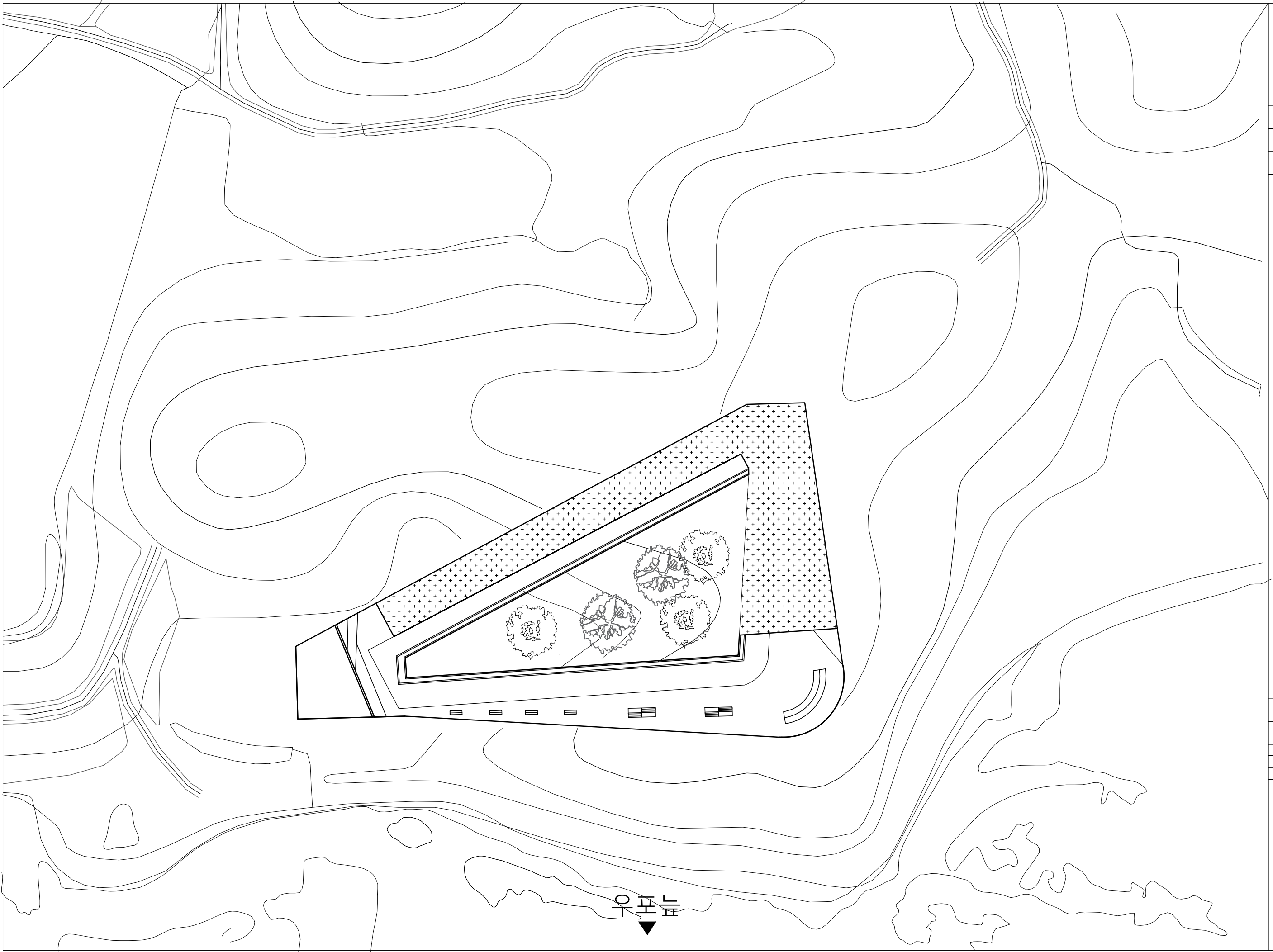
003 대표 투시도_실내

004 대표 투시도_실외

Drawn
 방성희
 Drawn Date
 2021.10.21

SCALE
 A1 | A3





Drawing Title
아우름

Drawing NO.
I - 003

Drawing Type
배치도

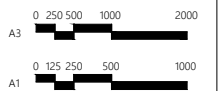
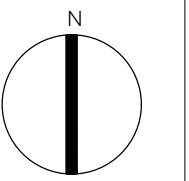
Site
경상남도 창원군
대합면 주매리 591

Drawn
방성희

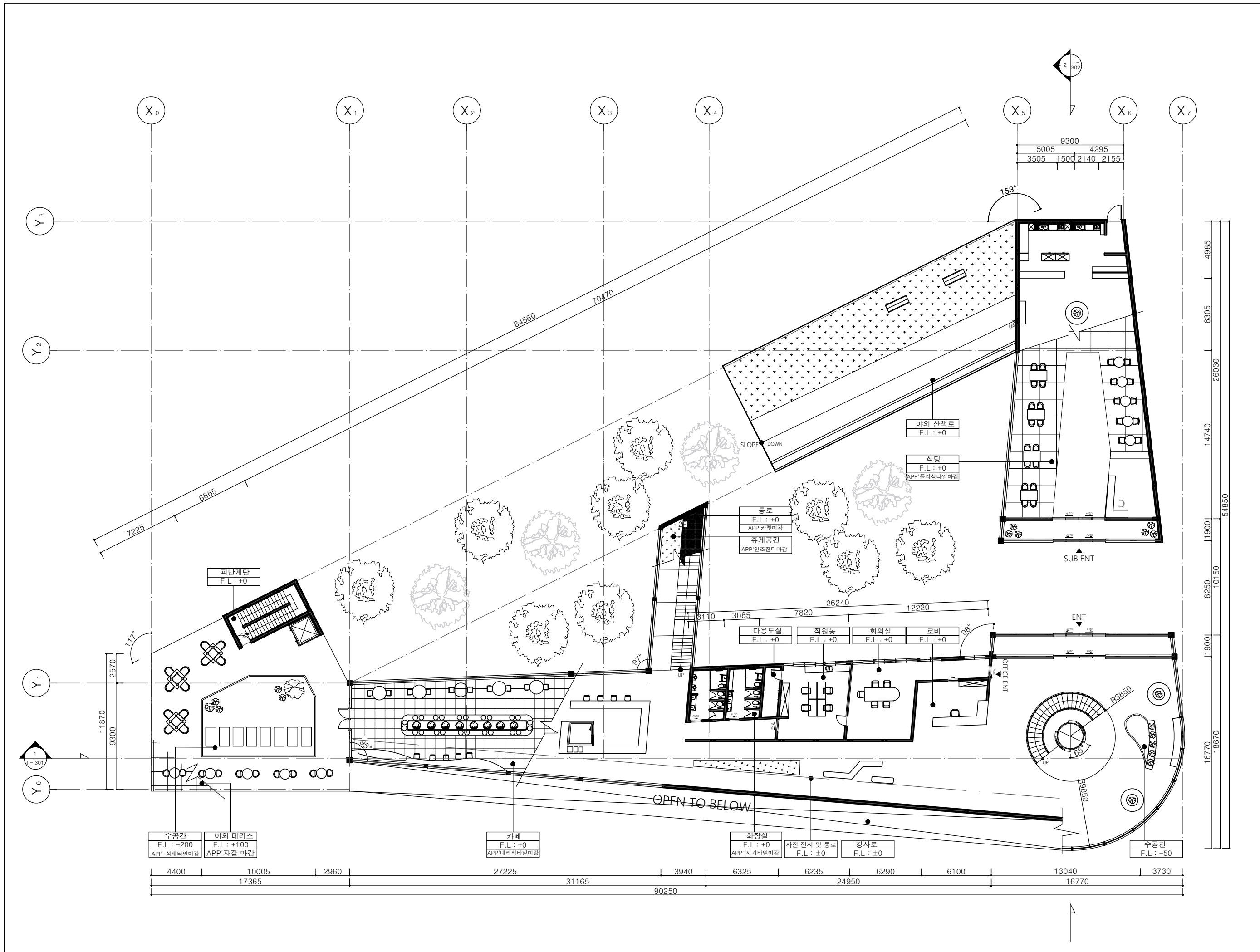
Drawn Date
2021.10.21

SCALE

A1	A3
	1:1500

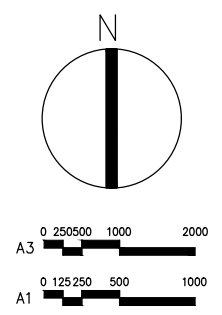


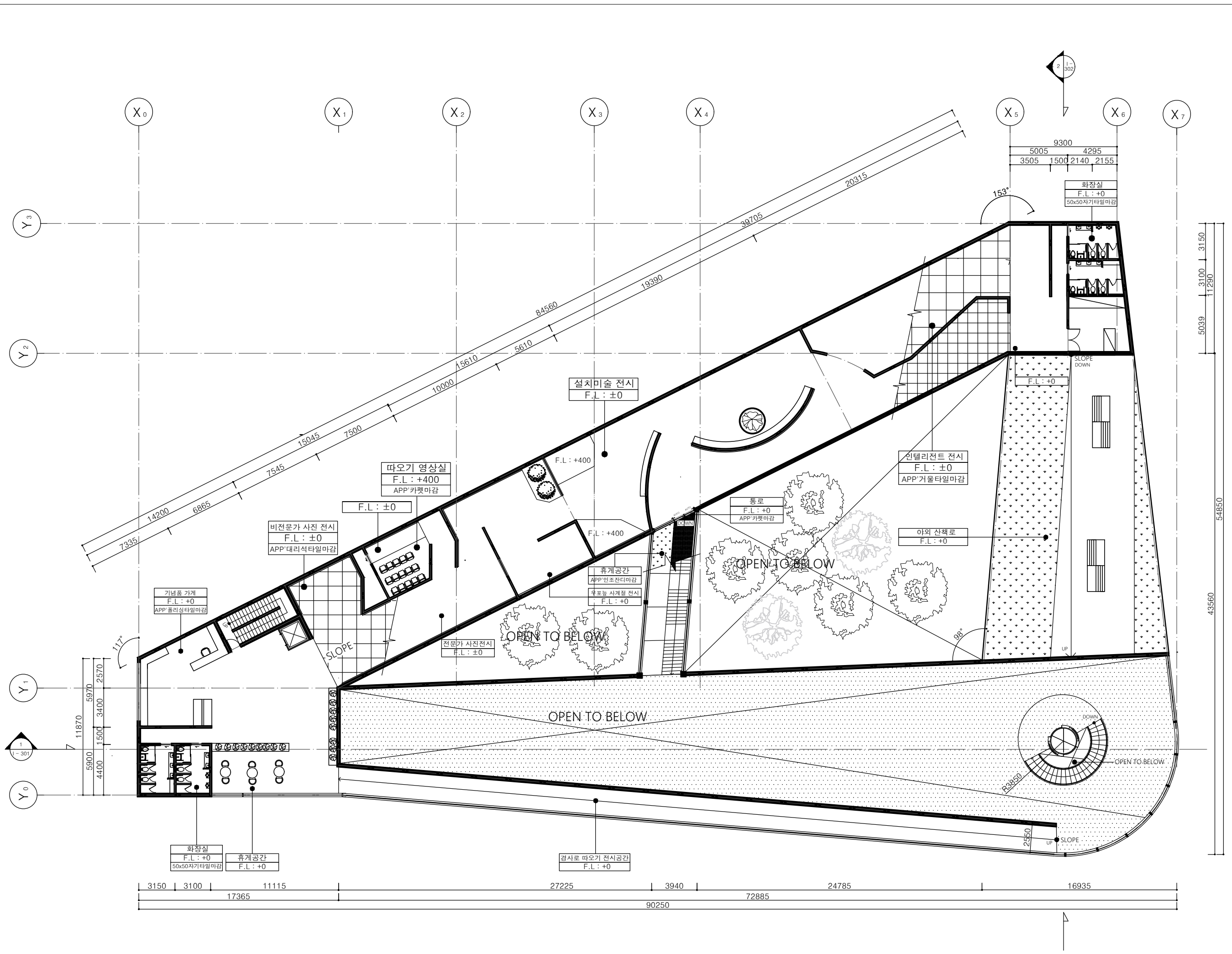
우천
↓



Drawing Title
 창녕 우포늪 복합전망대
 Drawing NO.
 I-101
 Drawing Type
 평면도 1층
 Note

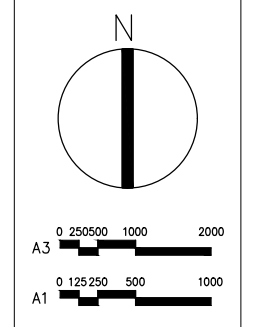
Drawn
 문성호, 방성희
 Drawn Date
 2021.10.23
 SCALE
 A1 1:100 | A3 1:300

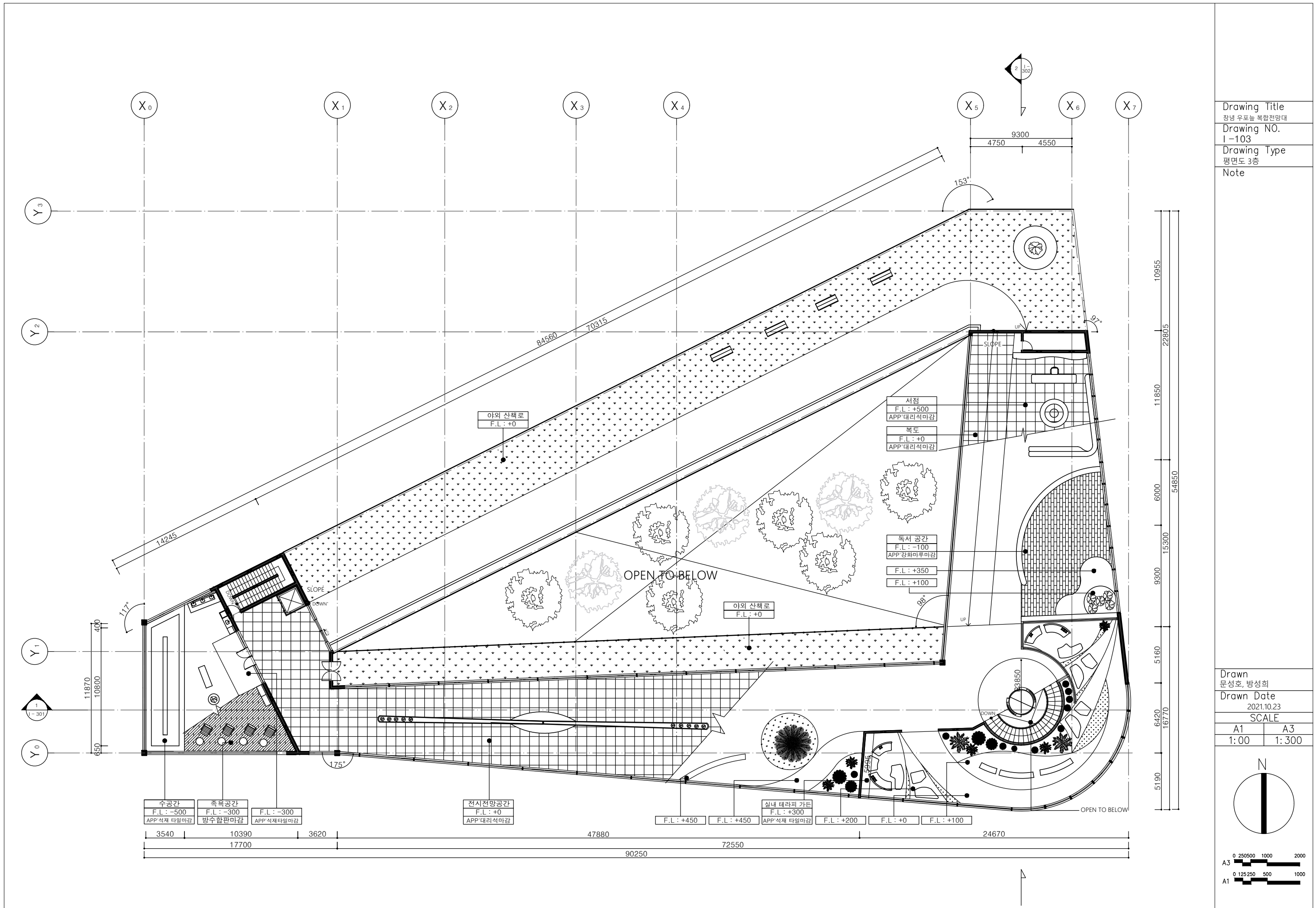




Drawing Title
 창녕 우포늪 복합전망대
 Drawing NO.
 I-102
 Drawing Type
 평면도 2층
 Note

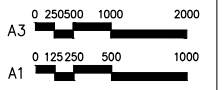
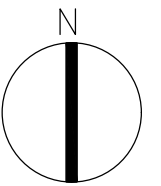
Drawn
 문성호, 방성희
 Drawn Date
 2021.10.23
 SCALE
 A1 1:100 | A3 1:300



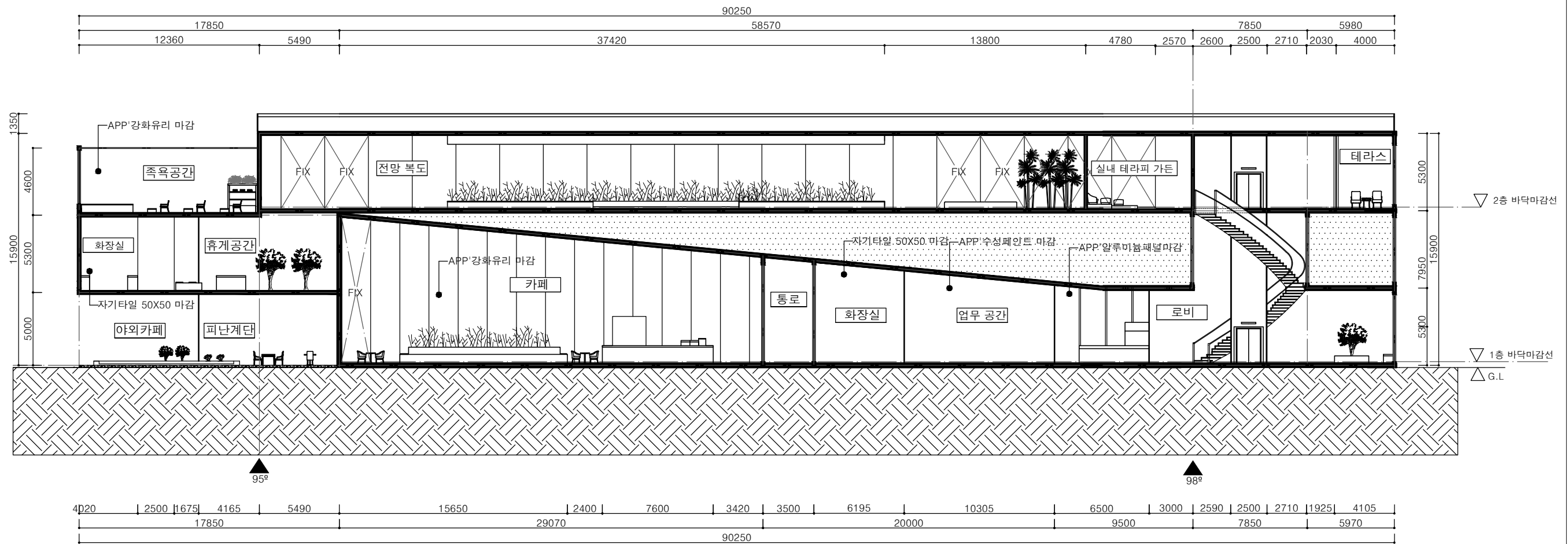


Drawing Title
 창녕 우포늪 복합전망대
 Drawing NO.
 I-103
 Drawing Type
 평면도 3층
 Note

Drawn
 문성호, 방성희
 Drawn Date
 2021.10.23
 SCALE
 A1 1:00 | A3 1:300

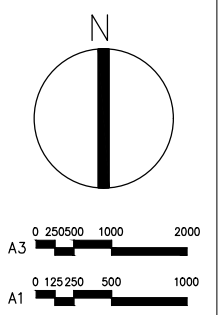


Drawing Title
 창녕 우포늪 복합전망대
 Drawing NO.
 I-301
 Drawing Type
 종단면도
 Note

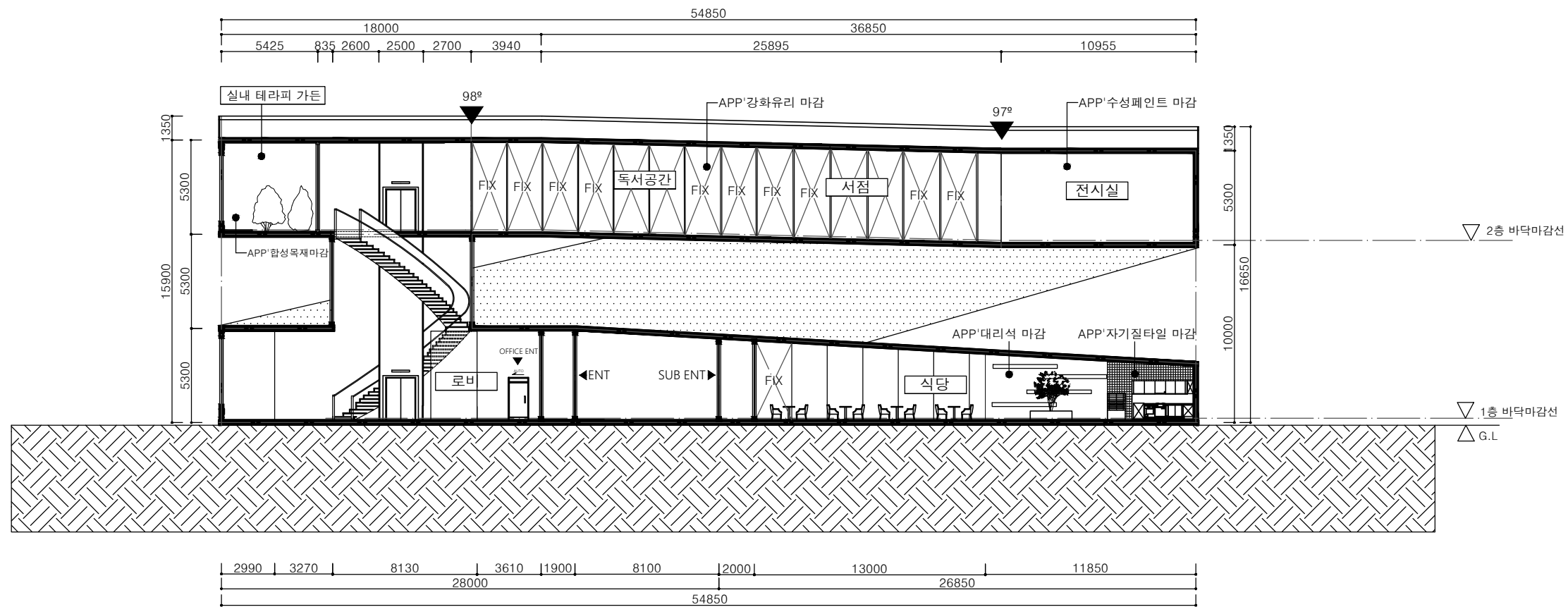


1 CROSS SECTION
 SCALE:1/300(A3)

Drawn
 문성호, 방성희
 Drawn Date
 2021.10.23
 SCALE
 A1 | A3
 1:00 | 1:300

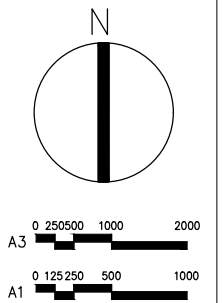


Drawing Title
 창녕 우포늪 복합전망대
 Drawing NO.
 I-302
 Drawing Type
 횡단면도
 Note

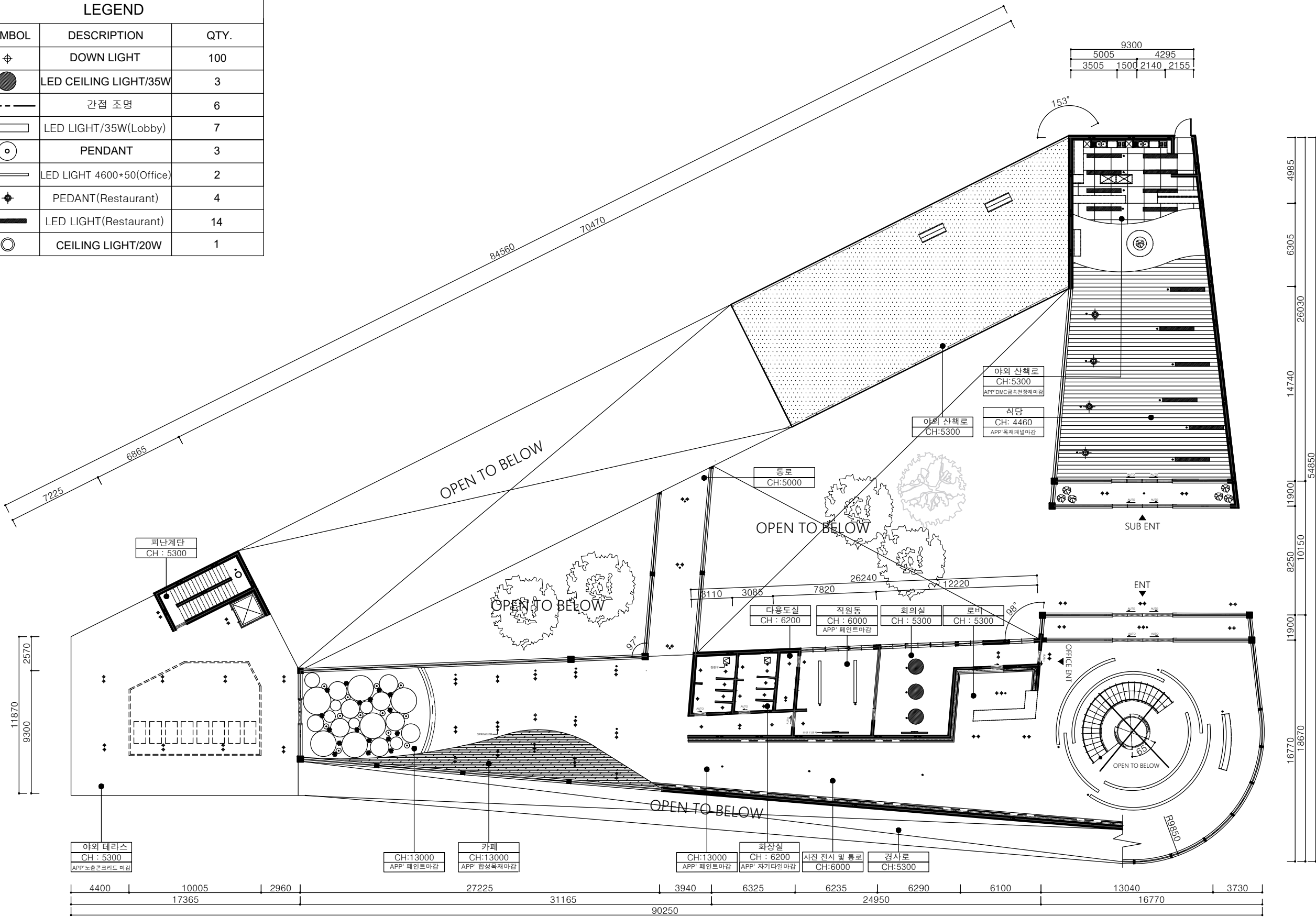


2 CROSS SECTION
 SCALE:1/300(A3)

Drawn
 문성호,방성희
 Drawn Date
 2021.10.23
 SCALE
 A1 | A3
 1:00 | 1:300



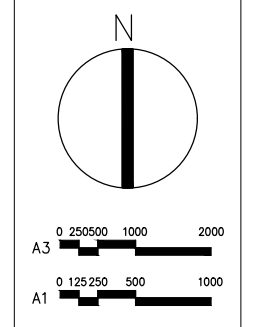
LEGEND		
SYMBOL	DESCRIPTION	QTY.
⊕	DOWN LIGHT	100
●	LED CEILING LIGHT/35W	3
---	간접 조명	6
□	LED LIGHT/35W(Lobby)	7
○	PENDANT	3
—	LED LIGHT 4600*50(Office)	2
⊕	PEDANT(Restaurant)	4
▬	LED LIGHT(Restaurant)	14
○	CEILING LIGHT/20W	1



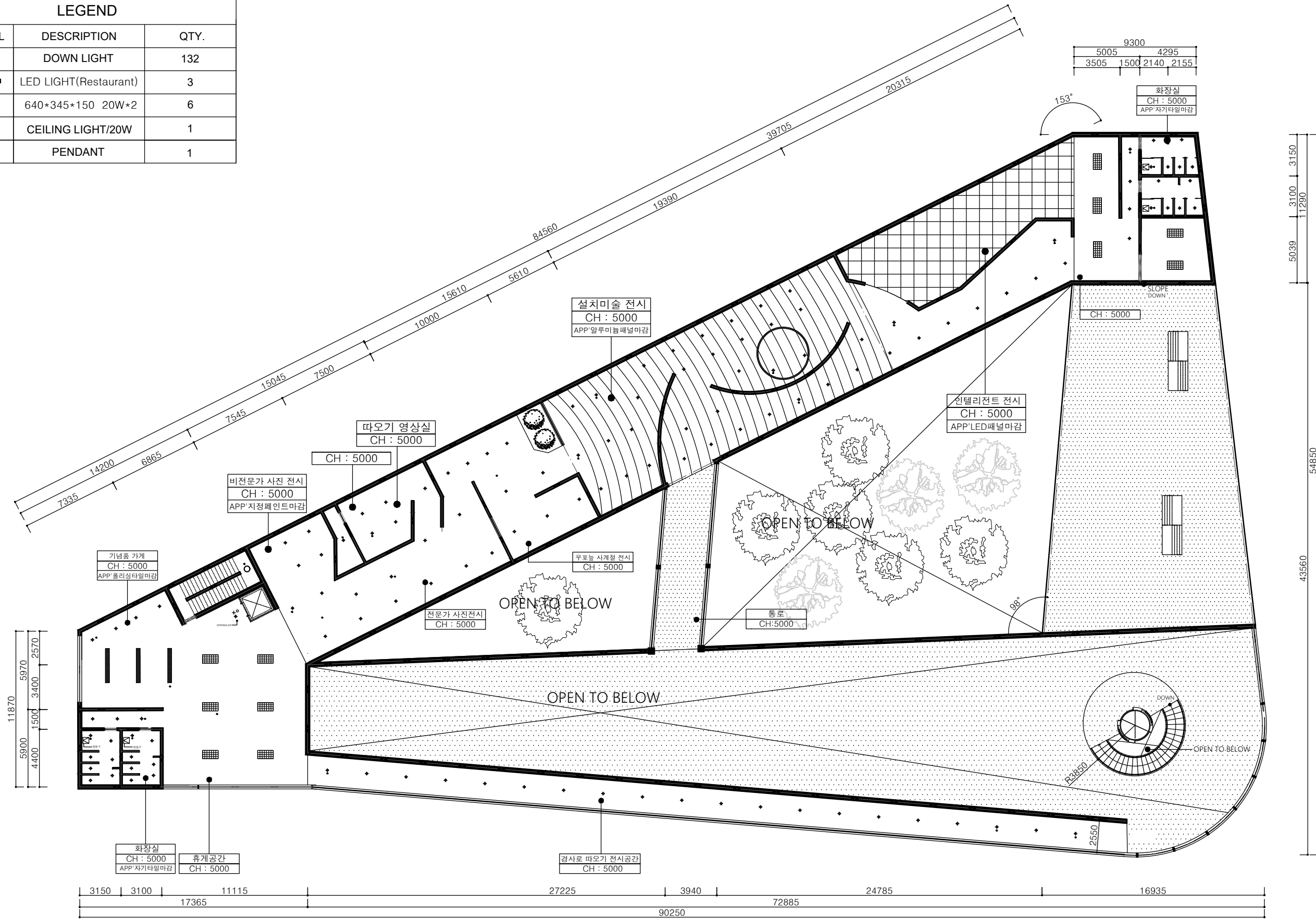
1 1F CEILING PLAN
SCALE:1/300(A3)

Drawing Title
창녕 우포늪 복합전망대
Drawing NO.
I-401
Drawing Type
1층 천장도
Note

Drawn
문성호, 방성희
Drawn Date
2021.10.23
SCALE
A1 1:00 | A3 1:300

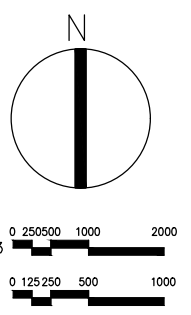


LEGEND		
SYMBOL	DESCRIPTION	QTY.
⊕	DOWN LIGHT	132
—	LED LIGHT(Restaurant)	3
▤	640*345*150 20W*2	6
○	CEILING LIGHT/20W	1
○	PENDANT	1



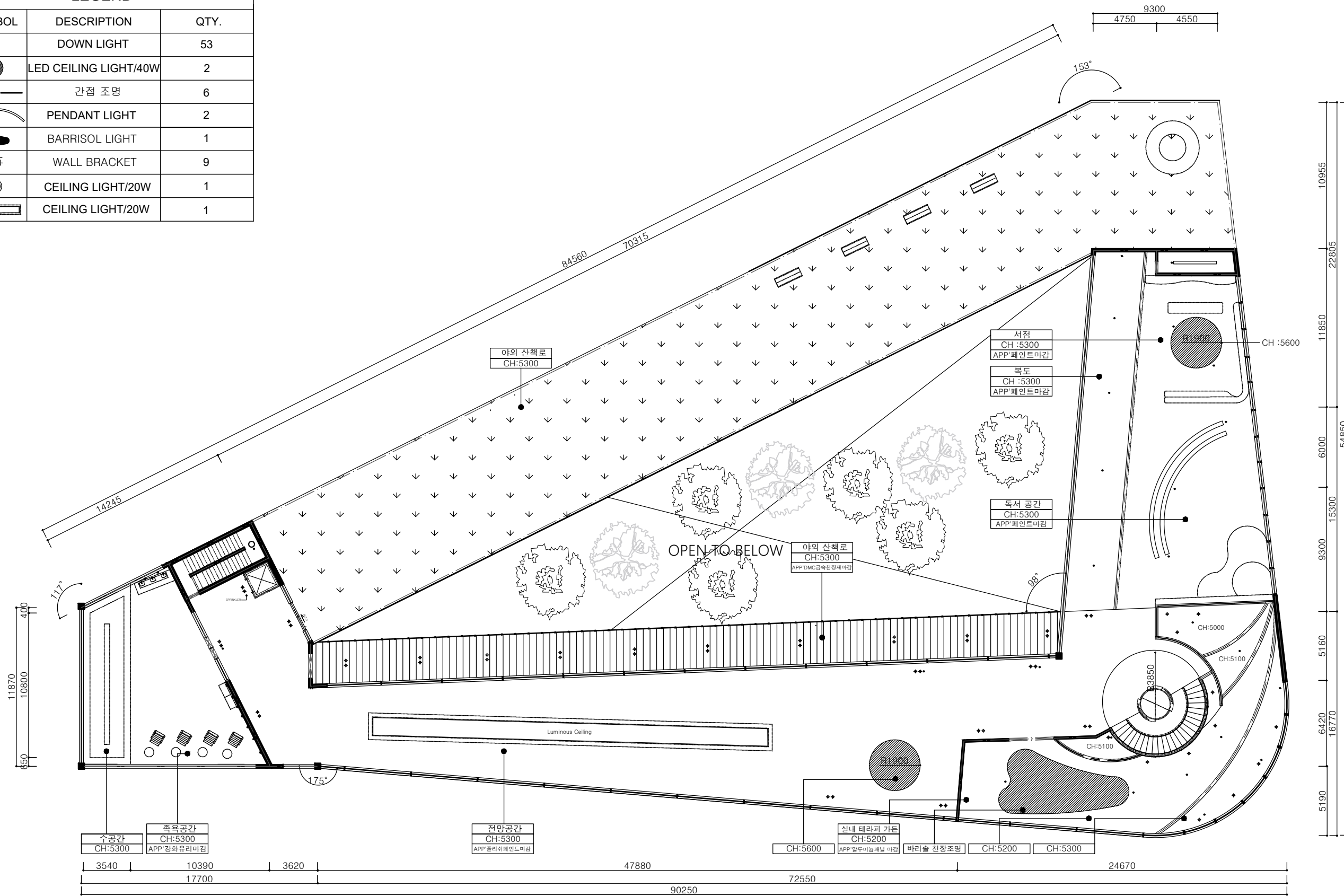
Drawing Title
 창녕 우포늪 복합전망대
 Drawing NO.
 1-402
 Drawing Type
 2층 천장도
 Note

Drawn
 문성호, 방성희
 Drawn Date
 2021.10.23
 SCALE
 A1 1:00 | A3 1:300



1 2F CEILING PLAN
 SCALE:1/300(A3)

LEGEND		
SYMBOL	DESCRIPTION	QTY.
⊕	DOWN LIGHT	53
●	LED CEILING LIGHT/40W	2
---	간접 조명	6
⤴	PENDANT LIGHT	2
■	BARRISOL LIGHT	1
⊕	WALL BRACKET	9
○	CEILING LIGHT/20W	1
▭	CEILING LIGHT/20W	1



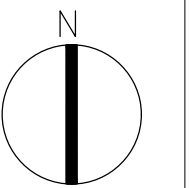
Drawing Title
창녕 우포늪 복합전망대
Drawing NO.
I-403
Drawing Type
3층 천장도
Note

Drawn
문성호, 방성희

Drawn Date
2021.10.23

SCALE

A1 1:00 A3 1:300



3 3F CEILING PLAN
SCALE:1/300(A3)